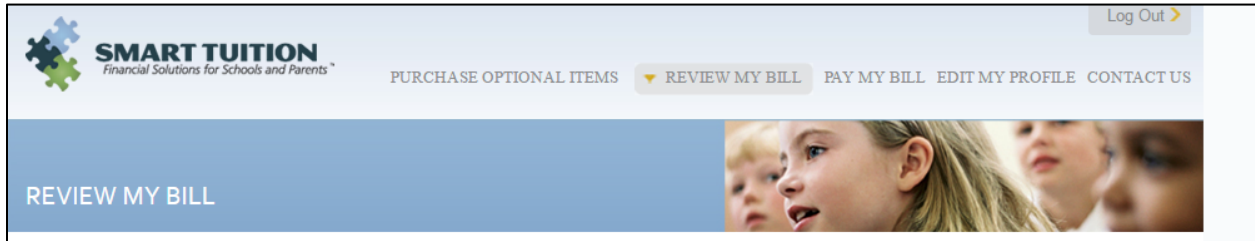
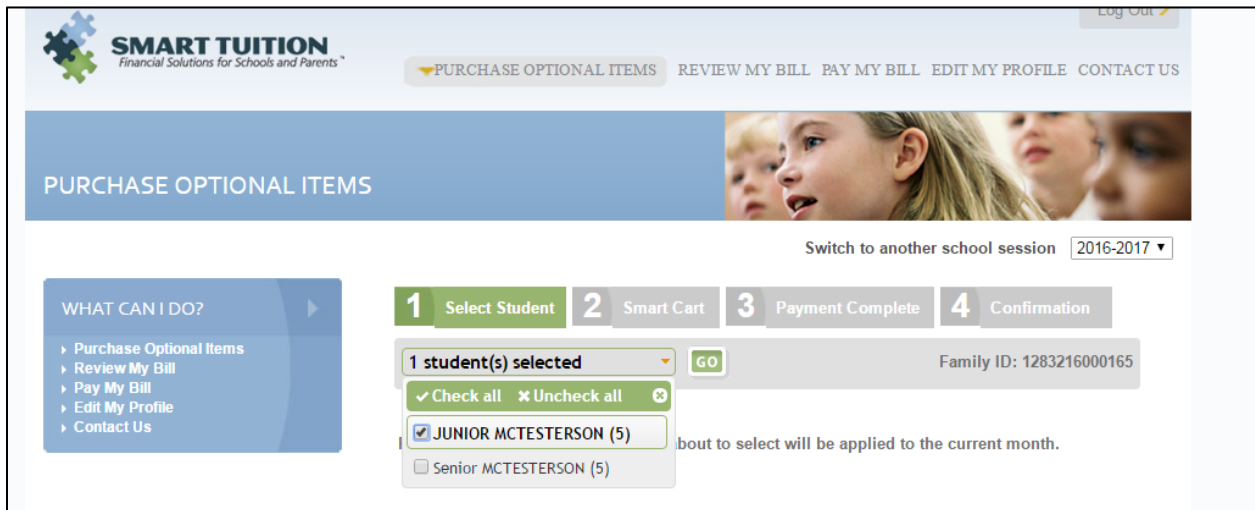
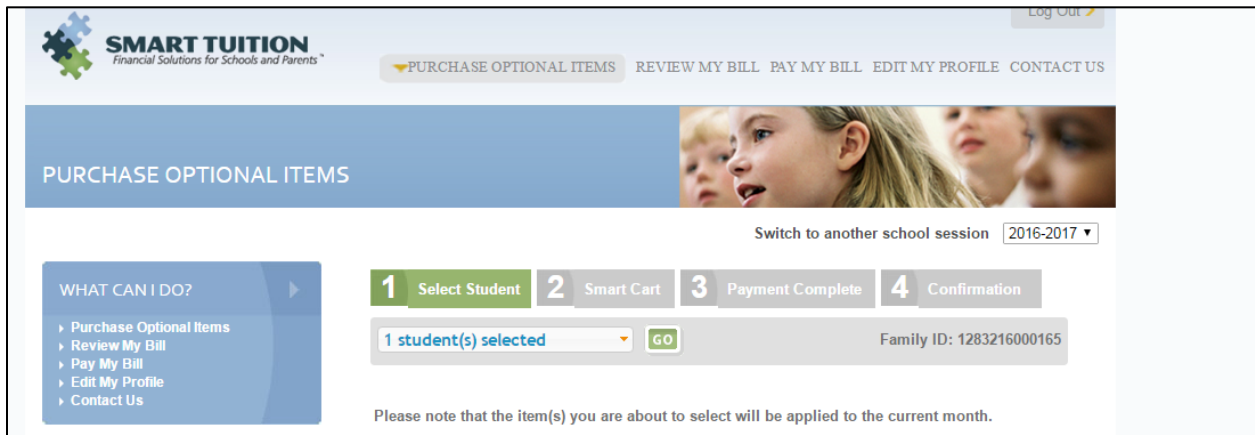


Shopping Cart – Step by Step

When the parent logs in they will see this as their heading. They will need to click “Purchase options items.”



They will need to make sure they are in the correct school year. They can select which student or students they are purchasing items for today.



Once they select the student(s) and click “Go” and then, they can select which item or items they would like to purchase and click “save.”

SMART TUITION
Financial Solutions for Schools and Parents

PURCHASE OPTIONAL ITEMS REVIEW MY BILL PAY MY BILL EDIT MY PROFILE CONTACT US

PURCHASE OPTIONAL ITEMS

Switch to another school session 2016-2017

WHAT CAN I DO?

- Purchase Optional Items
- Review My Bill
- Pay My Bill
- Edit My Profile
- Contact Us

1 Select Student 2 Smart Cart 3 Payment Complete 4 Confirmation

1 student(s) selected GO Family ID: 1283216000165

Student Name	Billing Item	Quantity	Amount
Senior MCTESTERSON (5)	<input type="checkbox"/> August Aftercare Monthly	0	\$ 0.00
	<input type="checkbox"/> August Aftercare Weekly (8/1 - 8/5)	0	\$ 0.00
	<input type="checkbox"/> Basketball	0	\$ 0.00
	<input type="checkbox"/> Extended Care: Week of August 1 - 5	0	\$ 0.00
	<input type="checkbox"/> Fall Concert	0	\$ 0.00
	<input type="checkbox"/> Hay Ride	0	\$ 0.00
	<input type="checkbox"/> shopping	0	\$ 0.00
	<input type="checkbox"/> SPC Walk A Thon \$25 Pledge	0	\$ 0.00
	<input type="checkbox"/> SPC Walk A Thon \$50	0	\$ 0.00

Sub Total:

Chat with Support

SMART TUITION
Financial Solutions for Schools and Parents

PURCHASE OPTIONAL ITEMS REVIEW MY BILL PAY MY BILL EDIT MY PROFILE CONTACT US

PURCHASE OPTIONAL ITEMS

Switch to another school session 2016-2017

WHAT CAN I DO?

- Purchase Optional Items
- Review My Bill
- Pay My Bill
- Edit My Profile
- Contact Us

1 Select Student 2 Smart Cart 3 Payment Complete 4 Confirmation

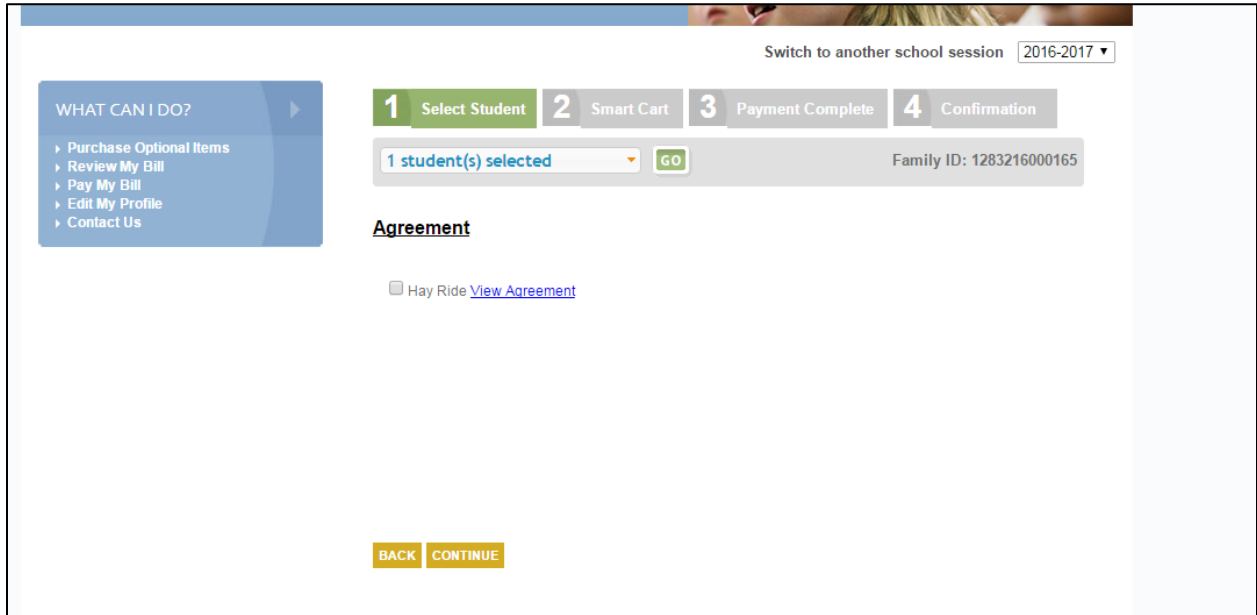
1 student(s) selected GO Family ID: 1283216000165

Student Name	Billing Item	Quantity	Amount
Senior MCTESTERSON (5)	<input type="checkbox"/> August Aftercare Monthly	0	\$ 0.00
	<input type="checkbox"/> August Aftercare Weekly (8/1 - 8/5)	0	\$ 0.00
	<input type="checkbox"/> Basketball	0	\$ 0.00
	<input type="checkbox"/> Extended Care: Week of August 1 - 5	0	\$ 0.00
	<input type="checkbox"/> Fall Concert	0	\$ 0.00
	<input checked="" type="checkbox"/> Hay Ride	1	\$ 10.00
	<input type="checkbox"/> shopping	0	\$ 0.00
	<input type="checkbox"/> SPC Walk A Thon \$25 Pledge	0	\$ 0.00
	<input type="checkbox"/> SPC Walk A Thon \$50	0	\$ 0.00

Sub Total: \$ 10.00

SAVE

If there is an agreement that needs to be read prior to purchasing this will be the next step. In order to make the payment the parent will need to check off both agreement boxes and click “agree.” If they click “disagree” they will not be able to complete their purchase.



The final step would be to review their items and click “pay now.” From there the parent can enter their credit or checking information. If they are already on auto debit it will appear as an option, they can select for payment “select existing account.”

